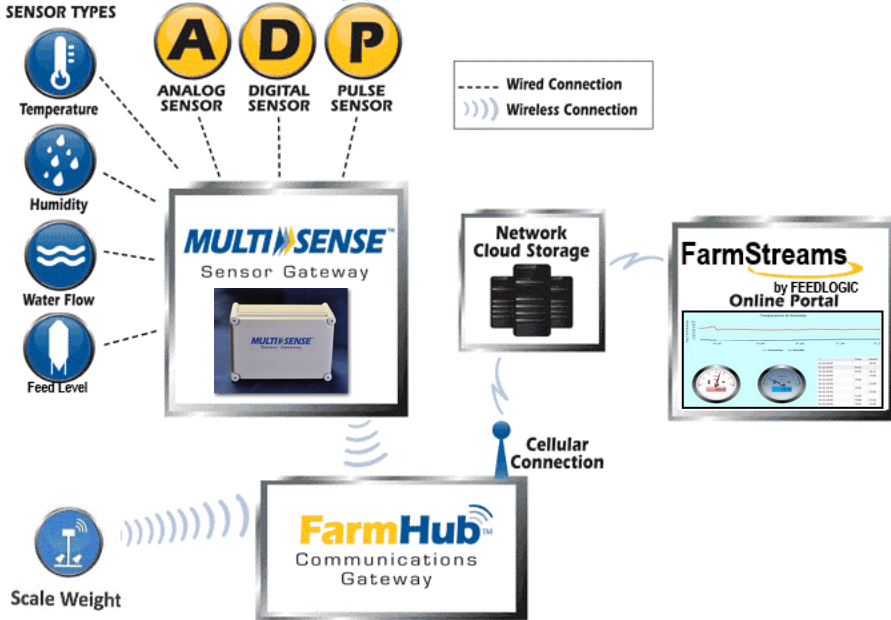


MULTI-SENSE



Multi-Sense Sensor Gateway

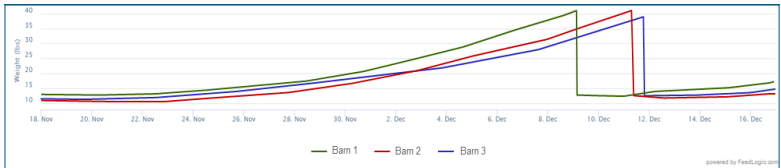
- Enables collection of Operational and Environmental data from a broad range of sensors.
- Couple with a FarmHub communications gateway and FarmStreams online portal for full reporting and alerting capability.

FarmStreams Portal Of Data From Multi-Sense

Flock records are tabulated automatically:

Date	Barn 1				Barn 2				Barn 3			
	Feed Day	Avg Weight	Weight Gain	Head Measured	Feed Day	Avg Weight	Weight Gain	Head Measured	Feed Day	Avg Weight	Weight Gain	Head Measured
12-17-2019	63	11.22	0.36	1,196	123	36.31	0.06	249	123	39.33	0.41	522
12-16-2019	62	10.86	0.45	1,964	123	36.22	0.28	411	122	38.92	-0.11	676
12-15-2019	61	10.41	0.33	1,934	122	35.91	0.86	416	121	39.03	0.73	830
12-14-2019	60	10.08	0.36	1,887	121	35.03	0.92	433	120	38.29	2.17	1,016
12-13-2019	59	9.72	0.41	1,926	119	34.17	0.37	442	119	36.11	0.50	514
12-12-2019	58	9.31	0.37	1,708	119	33.79	0.27	415	118	0.00	0.40	951

Precise monitoring of flock weight enables optimal market timing:

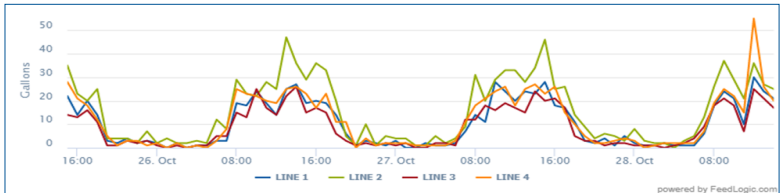


Automated alerts to mobile devices:

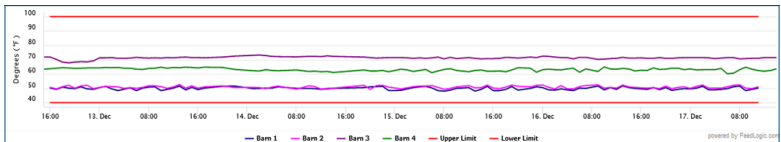
Sent: Tuesday, August 12, 2019 6:00 AM
To: John Smith
Subject: Event Started: Temperature Out Of Range - Barn 1 Site

Details:
Event: Temperature Out Of Range
Trigger Date & Time: August 12, 2019 6:00 AM CST
Sensor: Barn 1 Temperature
Trigger Value: 81.0°F

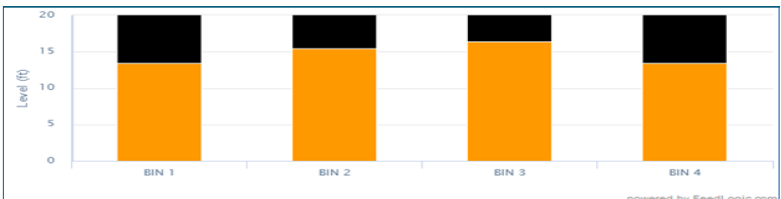
Water flow monitoring allows detection of failure or disease onset:



Temperature trend charts show history and control limits for alerts:



Bin level monitoring with ultrasonic detection:



For more information contact:

Feedlogic at 320-222-3000

info@feedlogic.com

www.feedlogic.com

